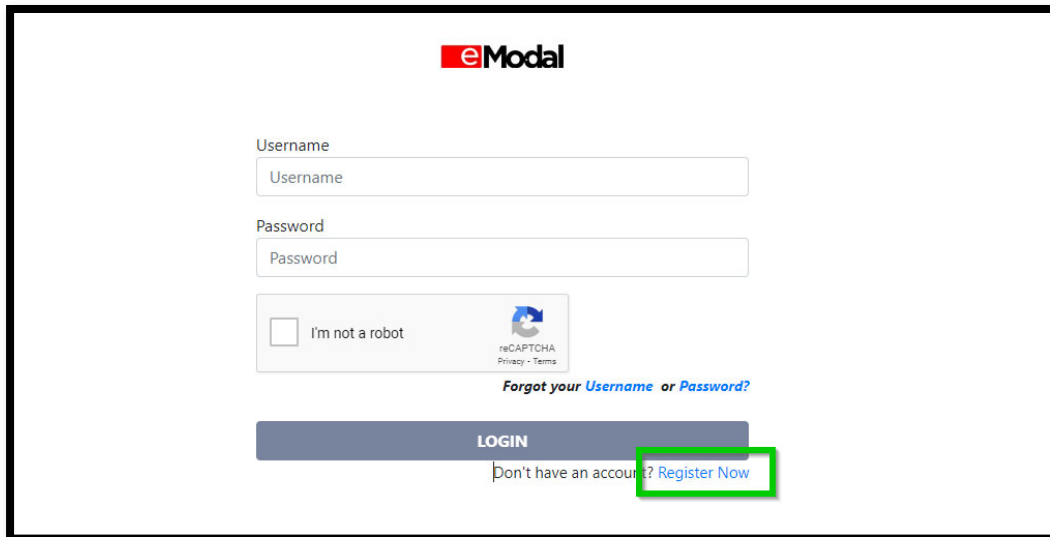


How to Register a New Company

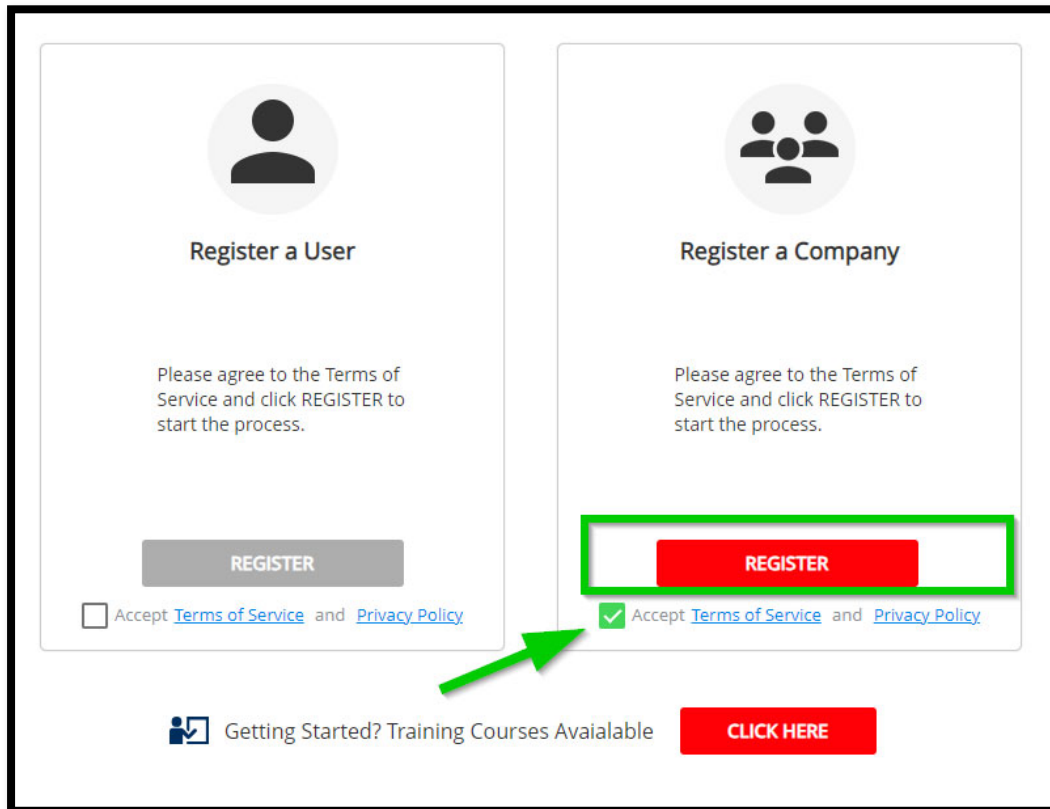
Step 1 - Navigate to www.eModal.com and select the eModal Login link from the homepage.



Step 2



Step 3 - Select the option to Register a Company.



The image shows a registration selection screen with two main options: "Register a User" and "Register a Company". Both options include a "REGISTER" button and a checkbox for "Accept Terms of Service and Privacy Policy". The "Register a Company" option is highlighted with a green box around its "REGISTER" button, and a green arrow points to the checkbox. Below the options, there is a link for "Getting Started? Training Courses Available" with a "CLICK HERE" button.

Register a User

Please agree to the Terms of Service and click REGISTER to start the process.

REGISTER

Accept [Terms of Service](#) and [Privacy Policy](#)

Register a Company

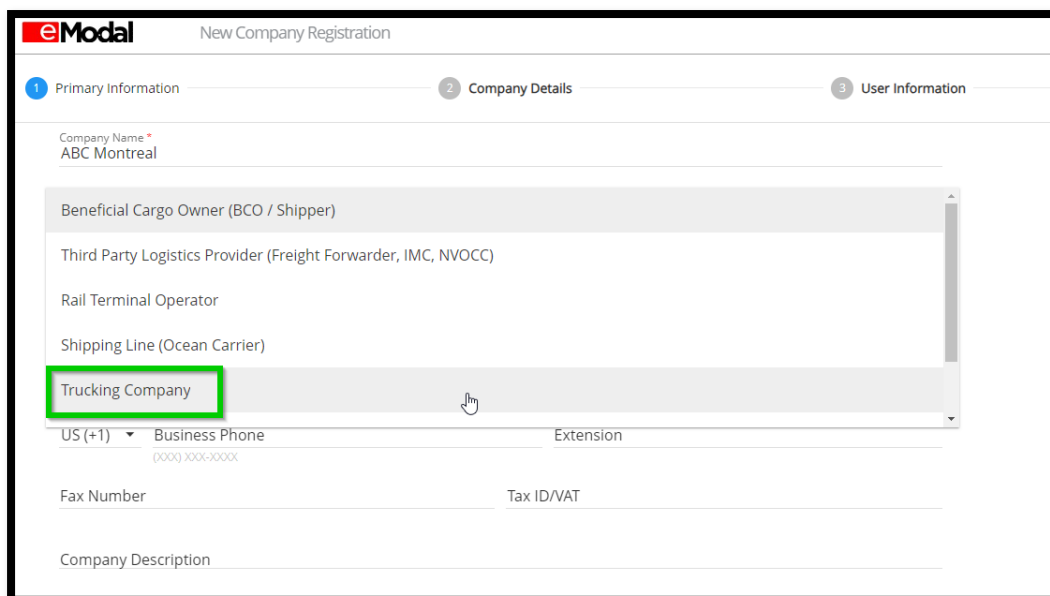
Please agree to the Terms of Service and click REGISTER to start the process.

REGISTER

Accept [Terms of Service](#) and [Privacy Policy](#)

Getting Started? Training Courses Available **CLICK HERE**

Step 4 - Enter required information * and click CONTINUE to proceed to the next step.



The image shows the "New Company Registration" form in the eModal system. The form is divided into three steps: "1 Primary Information", "2 Company Details", and "3 User Information". The "Company Name" field is filled with "ABC Montreal". A dropdown menu for "Beneficial Cargo Owner (BCO / Shipper)" is open, showing options: "Third Party Logistics Provider (Freight Forwarder, IMC, NVOCC)", "Rail Terminal Operator", "Shipping Line (Ocean Carrier)", and "Trucking Company". The "Trucking Company" option is highlighted with a green box. Below the dropdown, there are fields for "Business Phone" (with a country code dropdown set to "US (+1)"), "Extension", "Fax Number", and "Tax ID/VAT". A "Company Description" field is also present.

eModal New Company Registration

1 Primary Information 2 Company Details 3 User Information

Company Name *
ABC Montreal

Beneficial Cargo Owner (BCO / Shipper)

Third Party Logistics Provider (Freight Forwarder, IMC, NVOCC)

Rail Terminal Operator

Shipping Line (Ocean Carrier)

Trucking Company

US (+1) Business Phone Extension
(xxx) xxx-xxxx

Fax Number Tax ID/VAT

Company Description

Step 5 - Enter the Port Authority – Port of Montreal and click CONTINUE to proceed to the next step.

The screenshot shows the 'Calling Ports Administration' section of the registration form. It includes a progress bar with four steps: 1. Primary Information, 2. Company Details, 3. User Information, and 4. Registration Summary. The form contains the following fields and options:

- SCAC Code*: shpa
- For validating the SCAC code you entered, you need to enter a value in MCP or USDOT:
 - US DOT Permit No: 230207
 - Motor Carrier Permit No: 333324
- Calling Ports Administration *: Will you and/or your company be a user of the following terminals?
 - Baltimore
 - Dundalk Marine Terminal
 - Seagirt Marine Terminal
 - Jacksonville Port Authority
 - Crowley Maritime (JAX)
 - SSA Atlantic
 - TraPac LLC - Jacksonville
 - Northwest Seaport Alliance
 - Everport Terminal Services Inc. - Tacoma, WA
 - Husky Terminal and Stevedoring, Inc.
 - Shippers Transport Express - Seattle, Seattle
 - SSAT - Terminal 30
 - SSAT- Matson, Seattle

Navigation buttons: BACK, CANCEL, CONTINUE

Step 6 - Enter the required account information details and click CONTINUE to proceed to the next step.

The screenshot shows the 'User Information' section of the registration form. It includes a progress bar with four steps: 1. Primary Information, 2. Company Details, 3. User Information, and 4. Registration Summary. The form contains the following fields and options:

- First name*: Name
- Last name*: Test
- Phone*: CA (+1) (514) 555-5555 Extension
- Username*: NameTest@test.com
- Password*: [Redacted]
- Confirm Password*: [Redacted]
- Account Recovery Information *: Email*: Recovery@test.com
- Tell Us What You Do *:
 - Beneficial Cargo Owner (BCO / Shipper)
 - Dispatcher
 - Intermodal equipment provider
 - Marine terminal operator
 - Port Authority
 - Driver
 - Integration Partner/EDS VAR

Navigation buttons: BACK, CANCEL, CONTINUE

Step 7 - The user is prompted to review the Registration Summary and has the opportunity to go back if any mistakes are noticed. If the registration looks good, select COMPLETE REGISTRATION to submit for eModal review and approval. It should not take more than 48 hours to be approved.

eModal New Company Registration

1 Primary Information 2 Company Details 3 User Information 4 Registration Summary

Registration Summary

Primary Information

Company Name	SHEPERD TRANSPORTATION LLC
Company Type	Motor Carrier
Address 1	1831 S MAIN ST
Address 2	
City	BLACKWELL
Country	United States
State	Oklahoma
ZIP Code	74631
Business Phone	(580) 363-4280
Fax Number	
TaxID No	
Company Description	SHEPHERD TRANSPORTATION LLC

Company Details

SCAC Code	shpa
US DOT Permit No	230207
Motor Carrier Permit No	333324
Calling Ports Administration	Crowley Maritime (JAX); SSA Atlantic; TraPac LLC - Jacksonville

User Information

First name	Heather
------------	---------

BACK CANCEL **COMPLETE REGISTRATION**